



Hema 4WD Nav Update Instructions

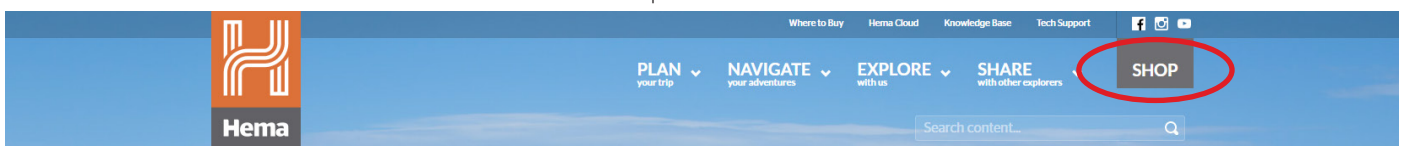
Important Information

Please read before proceeding

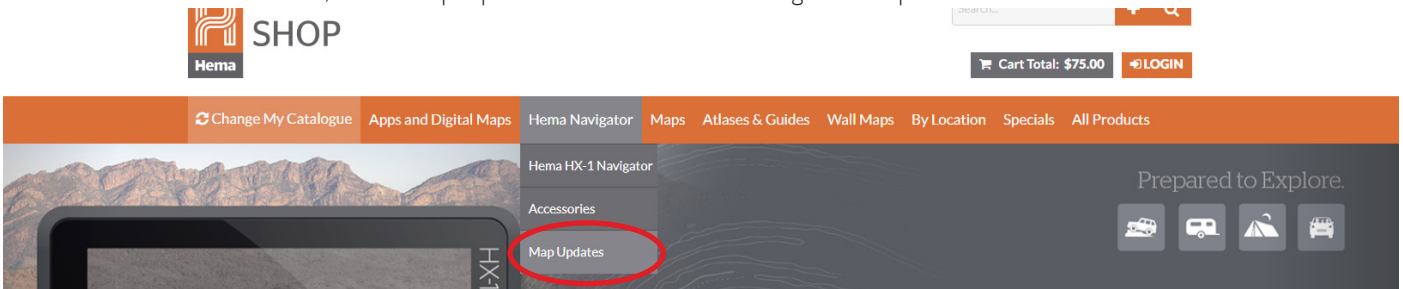
- **Please note: the file download may be very large, so we do not recommend using a 4G or Mobile internet service.**
- **Please check the internet connection and speed before proceeding.**
- **This is a guide only. We cannot guarantee that the appearance and/or layout of Hema Maps' website will remain the same over time. Referenced aspects of this website may be updated or appear different than what is specified in the below instructions.**

Step 1. Download your Hema 4WD Nav Update




- Go to the Hema Maps website: <https://www.hemamaps.com/>
- Click on the SHOP button on the Menu. This will open a new window.



- In that new window, select "Map Updates" from the "Hema Navigator" dropdown menu




- **1.** Select the 4WD Maps Update for Hema Navigator (including Hema Explorer 150k Map) and **2.** click the add to cart

Item	Item No	Name	* Your Price	Unit of Measure	
1.  	DOW0004	4WD Maps Update for Hema Navigator	\$75.00	Each	2. 

* - Includes GST where applicable

- Go to your shopping cart, ensure there is only one item in your cart, and click "Check Out".

Shopping Cart

Name	* Your Price	Availability	GST%	Qty	* Amount
4WD Maps Update for Hema Navigator Item No: DOW0004 Catalogue: Retail Catalogue	\$75.00	Available	10	1	\$75.00 
Estimate Subtotal					\$68.18
Estimate GST					\$6.82
Estimate Total					\$75.00

GST/Price may change based on selection of bill-to country.

* - Includes GST where applicable

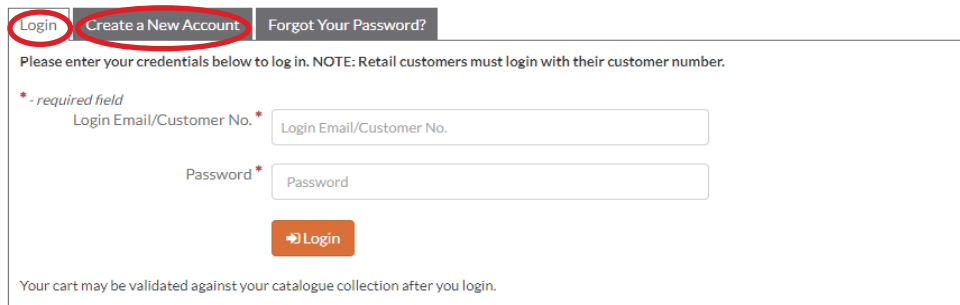


FOLLOW US



Hema 4WD Nav Update Instructions cont.

- Log in to your account. If you have not created an account, create one now.



Login Create a New Account Forgot Your Password?

Please enter your credentials below to log in. NOTE: Retail customers must login with their customer number.

* - required field

Login Email/Customer No. *

Password *

Login

Your cart may be validated against your catalogue collection after you login.

- Enter your details including payment method and complete your order

Step 2. Install your Hema 4WD Nav Update

Please note: the installer will take around 2.5 hours to complete its processes, however this is entirely dependant on your PC/Internet speed. You may find that it takes more or less depending on these factors.

- Plug in the SD card using a SD to USB adapter (please note: do not make any changes to file or folder names on this SD card, the installer will make all changes necessary)
- Ensure you have 10GB of memory on your computer's main C:/ drive
- Download your purchased Hema Update by clicking on the "Download" link on your Order Confirmation OR by clicking the "Download" link on your order confirmation email

1- ENTER BILLING AND SHIPPING 2 - ORDER CONFIRMATION

Thank you for placing an order with us.

Order No. 8888888888 Order Date 1/1/2018

Name	* Your Price	Availability	GST%	Qty	* Amount
4WD Maps Update for Hema Navigator Item No. D010004 Catalogue: Retail Catalogue	\$75.00	Available	10	1 (EA)	\$75.00
Download Here: Download					

* - Includes GST where applicable

* Subtotal: \$75.00
Shipping Charge: \$0.00
Shipping Tax: \$0.00
Total: \$75.00
To be shipped by: Free shipping

- Once downloaded, open the "HemaMapsFullUpdateInstaller..."
- Read all the terms**, tick "I have read notes and wish to continue" then click "Next"
- Keep following the prompts and click "Next" and the installer will unzip, download and copy all the necessary files to your SD card.

*****This could take time, so please don't close this program or remove the USB/SD until the process has completely finalised.*****

FOLLOW US